

MAC / OSX

Wireless and Internet instructions for BYOD computers

When logging in, your username will look like: **first.last1@detnsw**

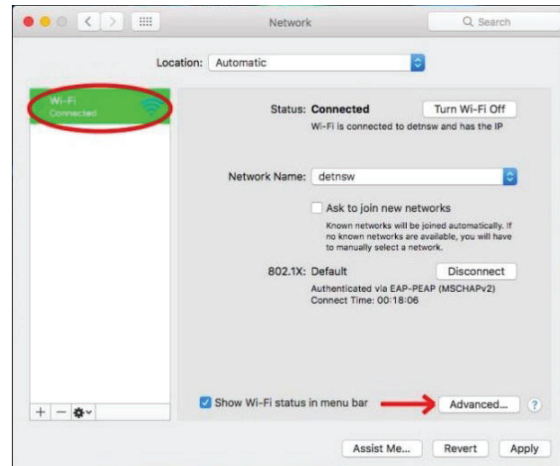
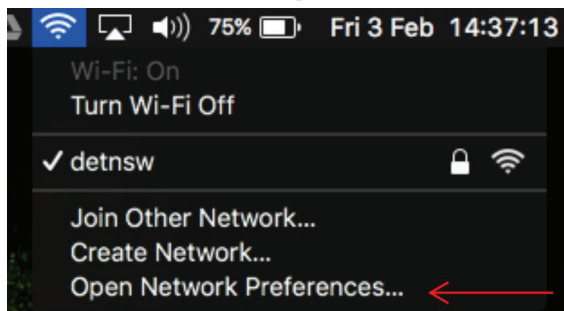
Part A: Connect to Wireless—Do this once

Step 1: Click on the wireless icon and choose *detnsw*

Step 2: Enter your username and password

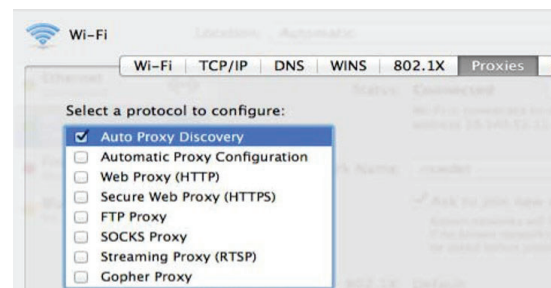


Step 3: Go to *Open Network Preferences* then press *Advanced*



Step 4: Click the "Proxies" tab

Step 5: Tick "Auto Proxy Discovery" then *OK*, then *Apply*



Part B: Connect to the internet—Do this every day

Step 1: Open a web browser

**Step 2: Open the site
<http://detnsw.net>**

Step 3: Log in with the same username and password as for WiFi

You will now be able to use the Internet for 8 hours.

Further assistance available at the IT Office if needed.

