

Attendance @ NHS
P&C Forum
Presentation

Term 2 2022

Attendance at School – Government Policy

- Students must attend school regularly so they can achieve their educational best and increase their career and life options.
- In NSW, all children from the age of 6 are legally required to attend school or be [registered for home schooling](#) through the NSW Education Standards Authority (NESA). All students must complete Year 10, or its equivalent.
- Young people below the age of 17 who have completed Year 10 must be:
 - in school, or registered for home schooling
 - in approved education or training, such as a traineeship, apprenticeship or TAFE
 - in full-time paid employment (average 25 hours a week)
 - in a combination of work, education and/or training (average of 25 hours a week combined).

Attendance at School – Government Policy

- Students 17 years and over who are enrolled in school must attend school regularly to meet HSC course requirements.
- As a parent or carer, you are responsible for ensuring your child attends school every day when they are of compulsory school age. You must explain all absences to the school within 7 days.
- Government information about compulsory school attendance is found at: <https://education.nsw.gov.au/student-wellbeing/attendance-matters-resources-for-schools/compulsory-school-attendance>

Attendance Targets Explained

All government schools have attendance targets

NHS Target = Increase the proportion of students attending school >90% of the time from the baseline of 51.0% to the 2021 target of 56.0% or above

- We did not meet this target in 2021
- Attendance is a huge issue for us to improve

Attendance

- This target includes Y7-Y10 students
- Does not account for Y11-Y12 attendance
- Includes all students in:
 - Mainstream on our Parkway Site Y7-Y10
 - Support Unit Y7-Y10
 - Cooks Hill Campus Y9-Y10

Understanding the Impact of Absence on Learning

The cumulative impact of days off school is significant

Students need to be at school to learn

Meeting course outcomes and access to the curriculum depends upon being engaged in learning

Changing our idea of what is “good” attendance...it was >85%...it is now >95%

Attendance Ladder

How close are you to reaching the top?




Days missed = years lost

A day here and there doesn't seem like much, but...

When your child misses just...

they miss weeks per year

and years over their school life

1 day per fortnight

A 2x5 grid of circles representing days of the week. The top row contains M, ~~W~~, T, F. The bottom row contains M, T, W, T, F. The 'W' in the top row is crossed out with a red 'X'.

=


4 weeks



=

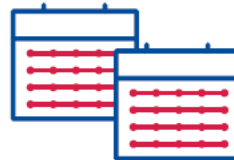
Over

1 year missed

1 day per week

A 2x5 grid of circles representing days of the week. The top row contains M, ~~T~~, W, T, F. The bottom row contains M, T, W, ~~F~~, F. The 'T' in the top row and the 'F' in the bottom row are crossed out with a red 'X'.

=

8 weeks



=

Over

2.5 years missed

Attendance Roadmap

Above 95% is our expected student attendance



Historical
Data, >90%
attendance

52%

50%

48%

46%

44%

42%

40%

38%

2020


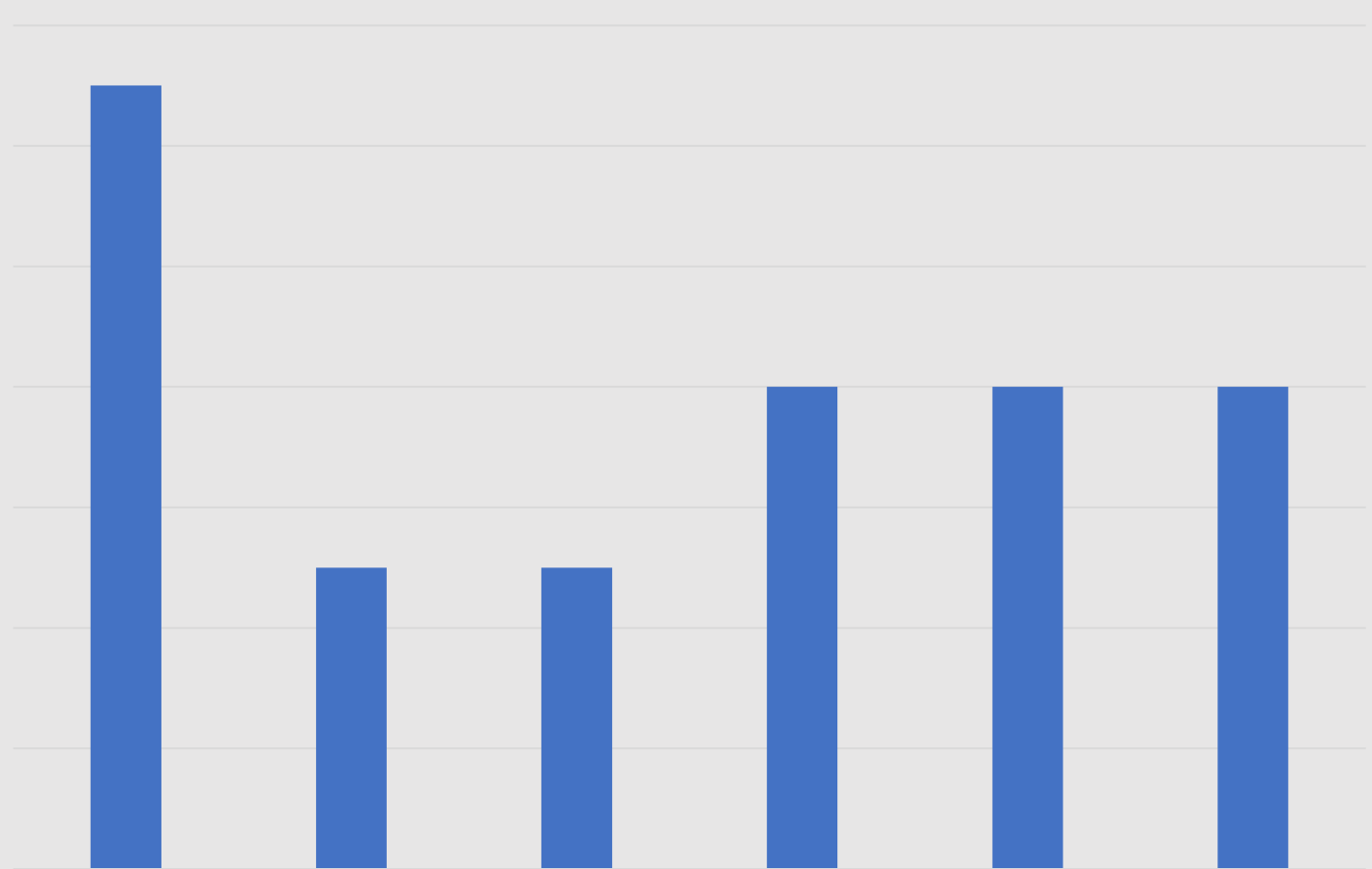
2019

2018

2017

2016

2015



STRATEGIC IMPROVEMENT INITIATIVES

1. Attendance Team
2. Embed the use of effective data collection
3. Provide a tiered framework of support and intervention
4. Develop all staff to know and understand policy and procedures relating to school attendance and roll marking

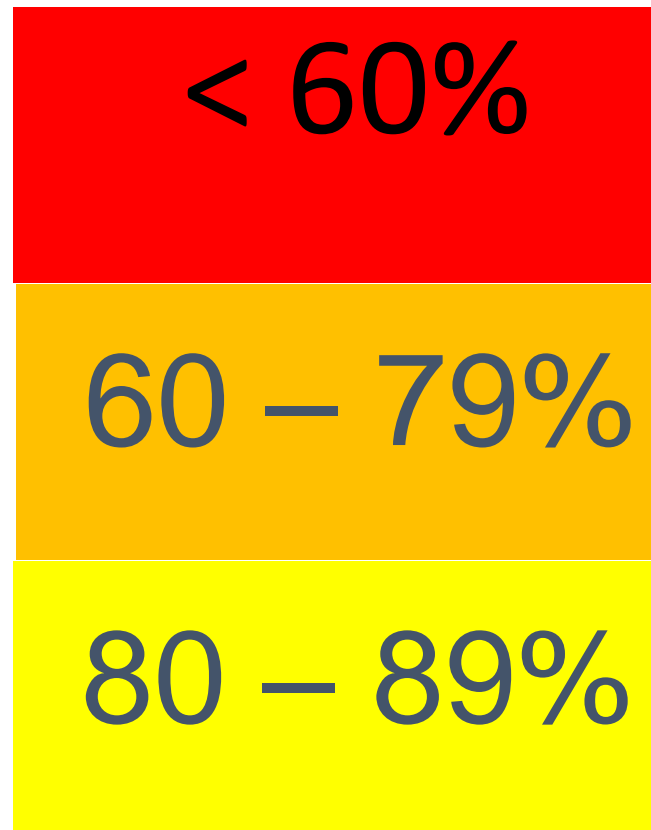
1. NHS Attendance Team

- Val Kadarusman
- Shannon Sager
- Nick Willis (CHC)
- Home School Liaison Officer – DoE
- Senior Executive
- Clontarf and Support Unit

2. Embed the use of effective data collection

- Attendance Tracking spreadsheet updated every fortnight
- Lists all students with less than 90% attendance
- Regular checking of Scout reports
- Parent Engagement and Survey
- Student Engagement and Focus Groups

3. Provide a tiered framework of support and intervention for these groups first:



< 60%

- Individually case managed by the DPs, HT Wellbeing and HSLO.
- Mandatory Reporting
- Police Liaison Officer- Wellbeing Checks
- Official HSLO referral
- Investigation of alternative settings and needs

60 – 79%

- DP and Year Adviser discuss during fortnightly meeting
- Parent/student meetings organised
- Attendance improvement plan implemented

80 – 89%

- Staff contact parents
- Interviews of students, parents, carers
- Rewarding improvements
- Education to understand the cumulative impact

> 90%

End of Semester Attendance Awards for

100%






> 95%

Other ideas being researched to establish this
as our “norm”

4. Classroom Teacher Role

Class Attendance Report

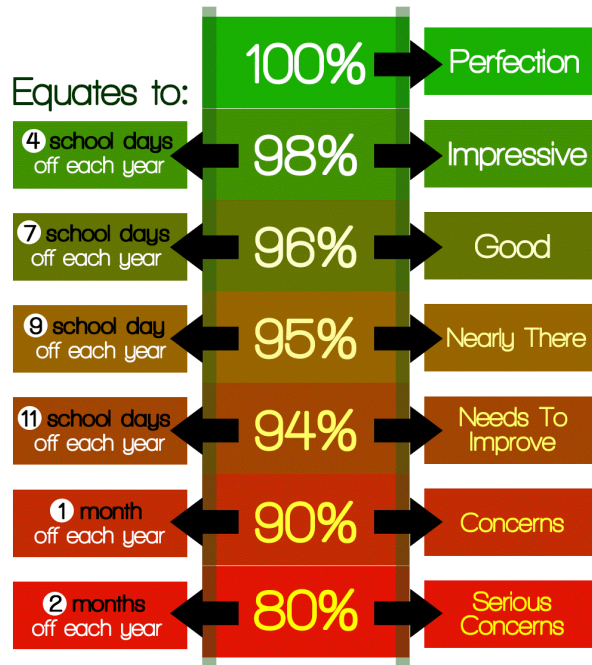
- Regularly check in PxP
- Have a conversation with students 'in the Red'.

0 of 7		100%
2 of 7		71%
0 of 7		100%
4 of 7		43%
1 of 7		86%

Classroom Teacher Role

Attendance Ladder

How close are you to reaching the top?



Utilise the Attendance Ladder poster when discussing the impact of student absence.

Where to for Attendance Information?

NHS Website has all details including:

- [School Attendance Policy](#)
- [Student wellbeing – compulsory school attendance](#)
- [Attendance Booklet PDF](#) FEB 2021
- [Attendance Notice PDF](#) MAR 2021
- [Attendance Ladder Image](#) FEB 2021
- [Every Day Counts Image](#) JULY 2021

Semester 2 2022 Plans

- In Term 3-4 we will be launching a communication strategy to focus on improving student attendance
- We have held off on this in Term 2, due to COVID impact of illness and close contacts
- Suggestions, ideas or feedback on this issue is greatly appreciated