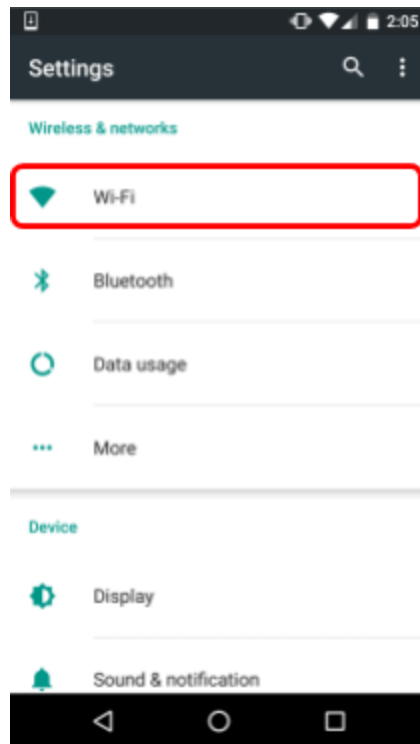
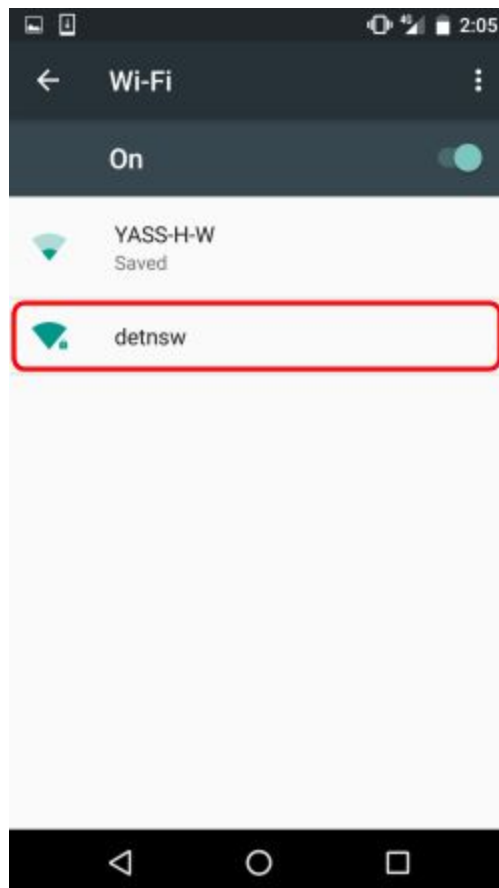


Connecting Android Devices To NSW DET Network

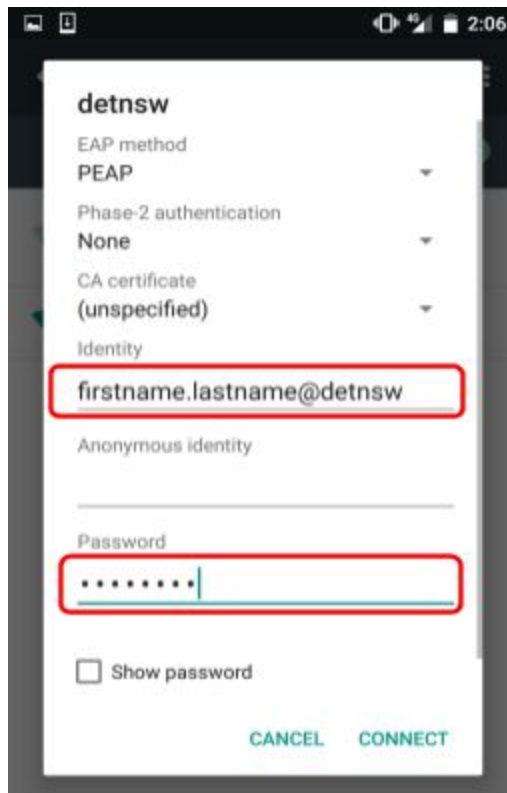
Go into settings and tap “Wi-Fi”



Tap “detnsw”

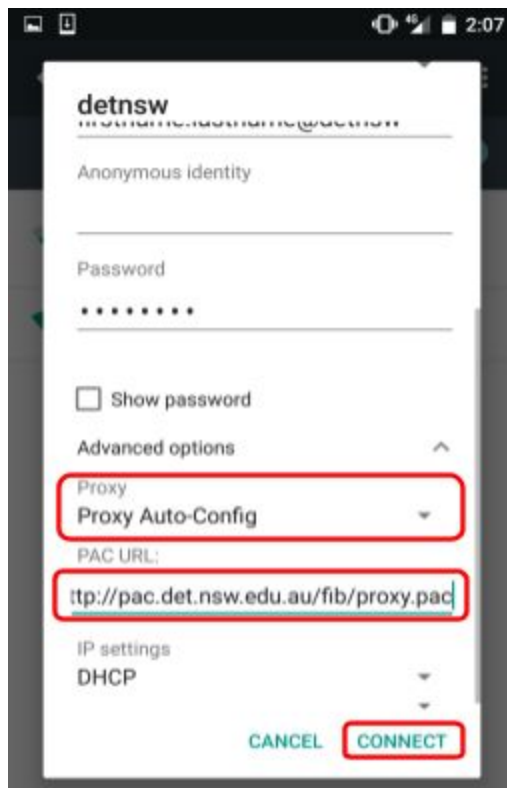


In “Identity”, put in your username and make sure to put @detnsw after it
Put your password in “Password”



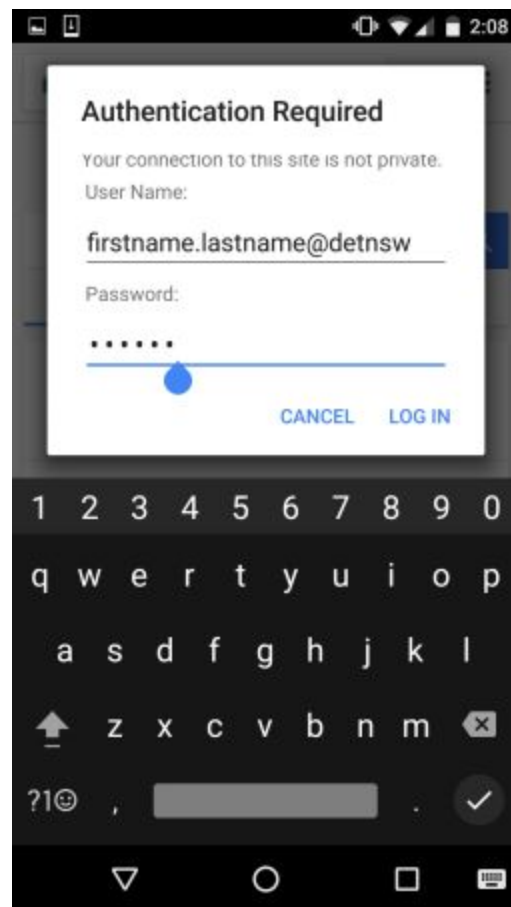
A screenshot of a mobile application interface for 'detnsw'. The screen shows a login form with the following fields: 'EAP method' set to 'PEAP', 'Phase-2 authentication' set to 'None', 'CA certificate' set to '(unspecified)', 'Identity' set to 'firstname.lastname@detnsw', and 'Password' set to a series of dots. There is a 'Show password' checkbox which is unchecked. At the bottom, there are 'CANCEL' and 'CONNECT' buttons. The time 2:06 is visible in the top right corner.

Tick or open “Advanced Settings” and change “Proxy” to be “Proxy Auto-Config”
In “PAC URL” put “<http://pac.det.nsw.edu.au/fib/proxy.pac>”
Then tap “Connect”



A screenshot of the same mobile application interface, but with the 'Advanced options' section expanded. The 'Proxy' is set to 'Proxy Auto-Config' and the 'PAC URL' is set to 'http://pac.det.nsw.edu.au/fib/proxy.pac'. The 'Identity' and 'Password' fields are still visible above. At the bottom, there are 'CANCEL' and 'CONNECT' buttons. The time 2:07 is visible in the top right corner.

Open your browser and it will prompt you to log in
Ensure to include @detnsw



The image shows a mobile browser interface with a white authentication dialog box centered on a dark background. The dialog box has a title "Authentication Required" and a message "Your connection to this site is not private." Below the message are two input fields: "User Name:" with the text "firstname.lastname@detnsw" and "Password:" with six dots. A blue circular cursor is positioned at the end of the password field. At the bottom of the dialog are two buttons: "CANCEL" and "LOG IN". Below the dialog is a virtual keyboard with a numeric row, a QWERTY layout, and a bottom row with a shift key, a text input field, and a checkmark key. The top of the screen shows a status bar with icons for signal, Wi-Fi, battery, and the time "2:08". The bottom of the screen shows the Android navigation bar with back, home, and recent apps buttons.

Authentication Required

Your connection to this site is not private.

User Name:

firstname.lastname@detnsw

Password:

.....

CANCEL LOG IN

1 2 3 4 5 6 7 8 9 0

q w e r t y u i o p

a s d f g h j k l

↑ z x c v b n m ×

? ! @ , . ✓